

# RAINBOW DENIM LTD.

CIN: L18101PB1999PLC022452

51-52, Free Press House

215, Nariman Point,

Mumbai - 400 021. India

Tel. : +91-22-22833355, 22834182

Fax : +91-22-22049946

Email : rainbow@rainbowdenim.com

Website : www.rainbowdenim.com

Ref : RDL/RDJ/795

Date : October 14, 2014

To,

Bombay Stock Exchange Limited  
Corporate Relationship Department  
Phiroze Jeejeebhoy Towers,  
Dalal Street, Fort  
Mumbai - 400 001

Kind Attn : Mr. Ajit Sawant  
(Dept. of Corporate Services)

Name of the Company : RAINBOW DENIM LIMITED  
BSE Scrip Code : 532441

Dear Sir,

As per clause 35 of the Listing Agreement, we are enclosing herewith  
Distribution of Shareholding as on quarter ending on 30<sup>th</sup> September, 2014.

Kindly acknowledge receipt.


Thanking you,

Yours faithfully,  
For RAINBOW DENIM LIMITED



R. D. JOG  
COMPANY SECRETARY

Encl : a/a



Regd. Office & Factory : Village Chaundheri, P.O. Dapper,  
Near Lalru, Ambala-Chandigarh Highway, Dist. Mohali,  
Punjab, 140506 (India)  
Tel. : +91 - 1762 - 248810 / 11 / 12 / 248295 / 248296  
Fax : +91 - 1762 - 248761 / 248809  
Email : rainbow@rainbowdenim.com



ISO 14001 : 96 Registered company

# RAINBOW DENIM LTD.

CIN: L18101PB1999PLC022452

51-52, Free Press House

215, Nariman Point,

Mumbai - 400 021. India

Tel. : +91-22-22833355, 22834182

Fax : +91-22-22049946

Email : rainbow@rainbowdenim.com

Website : www.rainbowdenim.com

## Introductory sub-table (I)(a)

NAME OF THE COMPANY	RAINBOW DENIM LIMITED
SCRIP CODE	532441
NAME OF THE SCRIP	RAINBOW DENIM LIMITED
CLASS OF SECURITIES	EQUITY SHARES
QUARTER ENDED	30TH SEPTEMBER 2014

Partly paid-up shares	No. of partly paid-up shares	As a % of total no. of partly paid-up shares	As a % of total no. of shares of the Company
Held by promoter/ Promoter Group	-	-	-
Held by Public	-	-	-
<b>Total</b>	<b>N.A.</b>	<b>N.A.</b>	<b>N.A.</b>

Outstanding Convertible Securities	No. of outstanding securities	As a % of total no. of outstanding convertible securities	As a % of total no. of shares of the company, assuming full conversion of the convertible securities
Held by promoter/Promoter Group	-	-	-
Held by Public	-	-	-
<b>Total</b>	<b>N.A.</b>	<b>N.A.</b>	<b>N.A.</b>

Warrants	No. of warrants	As a % of total no. of warrants	As a % of total no. of shares of the company, assuming full conversion of the warrants
Held by promoter/Promoter Group	-	-	-
Held by Public	-	-	-
<b>Total</b>	<b>N.A.</b>	<b>N.A.</b>	<b>N.A.</b>
Total paid-up capital of the company assuming full conversion of warraants and convertible securities			

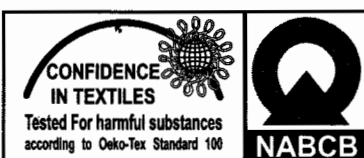


Regd. Office & Factory : Village Chaundheri, P.O. Dapper,  
Near Lalru, Ambala-Chandigarh Highway, Dist. Mohali,  
Punjab, 140506 (India)

Tel. : +91 - 1762 - 248810 / 11 / 12 / 248295 / 248296

Fax : +91 - 1762 - 248761 / 248809


Email : rainbow@rainbowdenim.com



Oeko - Tex Gmbh



EM 011



ISO 14001 : 96 Registered company

**Statement showing Shareholding Pattern**

Category code	Category of shareholder	Number of Share-holders	Table (1)(a)		Total shareholding as a percentage of total number of shares		Shares pledged or otherwise encumbered	
			Total number of shares	Number of shares held in dematerialized form	As a percentage of (A+B)	As a percentage of (A+B+C)	No. of Shares	As percentage
(I)	(II)	(III)	(IV)	(V)	(VI)	(VII)	(VIII)	(IX) = (VIII)/ (IV)*100
<b>(A)</b>	<b>Shareholding of Promoter and Promoter</b>							
<b>(1)</b>	<b>Indian</b>							
(a)	Individuals/ Hindu Undivided Family	0	0	0	0	0	0	0
(b)	Central Government/ State Government(s)	0	0	0	0	0	0	0
(c)	Bodies Corporate	7	6886596	6886596	51.84	51.84	687350	9.98
(d)	Financial Institutions/ Banks	0	0	0	0	0	0	0
(e)	Any Other (Specify)	0	0	0	0	0	0	0
(e-i)	Directors & their relatives	3	66681	66681	0.50	0.50	0	0
	<b>Sub-Total (A) (1)</b>	<b>10</b>	<b>6953277</b>	<b>6953277</b>	<b>52.34</b>	<b>52.34</b>	<b>687350</b>	<b>9.89</b>
<b>(2)</b>	<b>Foreign</b>							
(a)	Individuals (Non Resident Individuals / Foreign Individuals)	0	0	0	0	0	0	0
(b)	Bodies Corporate	1	2517435	2517435	18.95	18.95	1509032	59.94
(c)	Institutions	0	0	0	0	0	0	0
(d)	Any Other (Specify)	0	0	0	0	0	0	0
(d-i)	Directors & their relatives	2	8014	8014	0.06	0.06	4356	54.35
	<b>Sub-Total (A) (2)</b>	<b>3</b>	<b>2525449</b>	<b>2525449</b>	<b>19.01</b>	<b>19.01</b>	<b>1513388</b>	<b>59.93</b>
	<b>Total Shareholding of Promoter and Promoter Group (A) = (A)(1) + (A)(2)</b>	<b>13</b>	<b>9478726</b>	<b>9478726</b>	<b>71.36</b>	<b>71.36</b>	<b>2200738</b>	<b>23.22</b>
<b>(B)</b>	<b>Public shareholding</b>							
<b>(1)</b>	<b>Institutions</b>							
(a)	Mutual Funds /UTI	2	280	280	0.00	0.00	0	0
(b)	Financial Institutions/Banks	14	624160	622360	4.70	4.70	0	0
(c)	Central Government/ State Government(s)	0	0	0	0	0	0	0
(d)	Venture Capital Funds	0	0	0	0	0	0	0
(e)	Insurance Companies	0	0	0	0	0	0	0
(f)	Foreign Institutional Investors	0	0	0	0	0	0	0
(g)	Foreign Venture Capital Investors	0	0	0	0	0	0	0
(h)	Any Other (specify)	0	0	0	0	0	0	0
	<b>Sub-Total (B) (1)</b>	<b>16</b>	<b>624440</b>	<b>622640</b>	<b>4.70</b>	<b>4.70</b>	<b>0</b>	<b>0</b>



Category code	Category of shareholder	Number of Shareholders	Total number of shares	Number of shares held in dematerialized form	Total shareholding as a percentage of total number of shares		Shares pledged or otherwise encumbered	
					As a percentage of (A+B)	As a percentage of (A+B+C)	No. of Shares	As percentage
(I)	(II)	(III)	(IV)	(V)	(VI)	(VII)	(VIII)	(IX) = (VIII)/(IV)*100
<b>(2)</b>	<b>Non-Institutions</b>							
(a)	Bodies Corporate	149	319056	305696	2.40	2.40	0	0
(b)	Individuals -							
	i. Individual shareholders holding nominal share capital upto Rs.1 lakh	14828	1728563	1089107	13.01	13.01	0	0
	ii. Individual shareholders holding nominal share capital in excess of Rs. 1 lakh	28	1100183	1100183	8.28	8.28	0	0
(c)	Any Other (Specify)						0	0
(c-i)	NRI's	62	22487	12727	0.17	0.17	0	0
(c-ii)	Clearing Members	13	10168	10168	0.08	0.08	0	0
(c-iii)	Trust	1	120	120	0	0	0	0
	<b>Sub-Total (B)(2)</b>	<b>15081</b>	<b>3180577</b>	<b>2518001</b>	<b>23.94</b>	<b>23.94</b>	<b>0</b>	<b>0</b>
	<b>Total Public Shareholding (B) = (B)(1) + (B)(2)</b>	<b>15097</b>	<b>3805017</b>	<b>3140641</b>	<b>28.64</b>	<b>28.64</b>	<b>0</b>	<b>0</b>
	<b>TOTAL (A) + (B)</b>	<b>15110</b>	<b>13283743</b>	<b>12619367</b>	<b>100.00</b>	<b>100.00</b>	<b>2200738</b>	<b>16.57</b>
<b>(C)</b>	<b>Shares held by Custodians and against which Depository Receipts have been</b>							
(1)	Promoter and Promoter Group	0	0	0	0	0	0	0.00
(2)	Public	0	0	0	0	0	0	0
	<b>GRAND TOTAL = (A) + (B) + (C)</b>	<b>15110</b>	<b>13283743</b>	<b>12619367</b>	<b>100.00</b>	<b>100.00</b>	<b>2200738</b>	<b>16.57</b>



(I)(b) Statement showing holding of securities (including shares, warrants, convertible securities) of persons belonging to the category "Promoter and Promoter

Sr.No.	Name of the shareholder	Details of Shares held		Encumbered Shares (*)			Details of warrants		Details of convertible securities		Total shares (including underlying shares assuming full conversion of warrants and convertible securities) as a % of diluted share capital
		Number of shares held	As a % of grand total (A)+(B)+(C)	Number	As a %	As a % of grand total (A)+(B)+(C) of sub-clause (I)(a)	Number of warrants held	As a % total number of warrants of the same class	Number of Convertible securities held	As a % total number of convertible securities of the same class	
(I)	(II)	(III)	(IV)	(V)	(VI)=(V)/(III)*100	(VII)	(VIII)	(IX)	(X)	(XI)	(XII)
1	Haresh D. Ramsinghani	8	0.00	0	0	0	0	0	0	0	0.00
2	Satinderjit Singh Arora	65349	0.49	0	0	0	0	0	0	0	0.49
3	Deonath Singh	1324	0.01	0	0	0	0	0	0	0	0.01
5	Lajwanti D. Ramsinghani	8014	0.06	4356	54.35	0.03	0	0	0	0	0.06
6	Blue Lagoon Investments Private Limited	282068	2.12	172494	61.15	1.30	0	0	0	0	2.12
7	Rama Capital & Fiscal Services Private Ltd	40	0.00	0	0	0	0	0	0	0	0.00
8	Libra Mercantile Private Limited	231550	1.74	230996	99.76	1.74	0	0	0	0	1.74
9	Trishul Mercantile Private Limited	284040	2.14	283860	99.94	2.14	0	0	0	0	2.14
10	Rama Phosphates Limited	40	0.00	0	0	0	0	0	0	0	0.00
11	Jupiter Corporate Services Private Limited	88858	0.67	0	0	0	0	0	0	0	0.67
12	Rainbow Agri Industries Limited	6000000	45.17	0	0	0	0	0	0	0	45.17
13	Indo Us Investments Inc.	2517435	18.95	1509032	59.94	11.36	0	0	0	0	18.95
	<b>Total</b>	<b>9478726</b>	<b>71.36</b>	<b>2200738</b>	<b>23.22</b>	<b>16.57</b>	<b>0</b>	<b>0</b>	<b>0</b>	<b>0</b>	<b>71.36</b>

(\*) The term "encumbrance" has the same meaning as assigned to it in regulation 28(3) of the SAST Regulations, 2011



**(I)(c)(i) Statement showing holding of securities (including shares, warrants, convertible securities) of persons belonging to the "Public" and holding more than 1% of the total number of shares**

Sr. No.	Name of the shareholder	Number of shares held	Shares as a percentage of total number of shares (i.e., Grand Total (A)+(B)+(C) indicated in Statement at para (I)(a) above}	Details of warrants		Details of convertible securities		Total shares (including underlying shares assuming full conversion of warrants and convertible securities) as a % of diluted share capital
				Number of warrants held	As a % total number of warrants of the same class	Number of Convertible securities held	As a % total number of convertible securities of the same class	
1	Bank of India	620040	4.67	0	0	0	0	4.67
3	Samta Goenka	170000	1.28	0	0	0	0	1.28
4	Madhavi Arora	150679	1.13	0	0	0	0	1.13
	<b>TOTAL</b>	<b>940719</b>	<b>7.08</b>	<b>0</b>	<b>0</b>	<b>0</b>	<b>0</b>	<b>7.08</b>

**(I)(c)(ii) Statement showing holding of securities (including shares, warrants, convertible securities) of persons (together with PAC) belong to the category "Public" and holding more than 5% of the total number of shares of the company**

Sr. No.	Name(s) of the shareholder(s) and the Persons Acting in Concert (PAC) with them	Number of shares	Shares as a percentage of total number of shares (i.e., Grand Total (A)+(B)+(C) indicated in Statement at para (I)(a) above}	Details of warrants		Details of convertible securities		Total shares (including underlying shares assuming full conversion of warrants and convertible securities) as a % of diluted share capital
				Number of warrants	As a % total number of warrants of the same class	Number of Convertible securities held	% w.r.t. total number of convertible securities of the same class	
1	NIL	NIL	NIL	NIL	NIL	NIL	NIL	NIL
2	NIL	NIL	NIL	NIL	NIL	NIL	NIL	NIL
	<b>TOTAL</b>	<b>N.A.</b>	<b>N.A.</b>	<b>N.A.</b>	<b>N.A.</b>	<b>N.A.</b>	<b>N.A.</b>	<b>N.A.</b>



(I)(d) Statement showing details of locked-in shares

Sr. No.	Name of the shareholder	Number of locked-in shares	Locked-in shares as a percentage of total number of shares (i.e., Grand Total (A)+(B)+(C) indicated in Statement at para (I)(a) above)
1	Rainbow Agri Industries Limited	6000000	45.17
	<b>TOTAL</b>	<b>6000000</b>	<b>45.17</b>


(II)(a) Statement showing details of Depository Receipts (DRs)

Sr. No.	Type of outstanding DR (ADRs, GDRs, SDRs, etc.)	Number of outstanding DRs	Number of shares underlying outstanding DRs	Shares underlying outstanding DRs as a percentage of total number of shares (i.e., Grand Total (A)+(B)+(C) indicated in Statement at para (I)(a) above)
1	NIL	NIL	NIL	NIL
2	NIL	NIL	NIL	NIL
	<b>TOTAL</b>	<b>N.A.</b>	<b>N.A.</b>	<b>N.A.</b>

(II)(b) Statement showing Holding of Depository Receipts (DRs), where underlying shares held by promoter/promoter group are in excess of 1% of the total number of shares

Sr. No.	Name of the DR Holder	Type of outstanding DR (ADRs, GDRs, SDRs, etc.)	Number of shares underlying outstanding DRs	Shares underlying outstanding DRs as a percentage of total number of shares (i.e., Grand Total (A)+(B)+(C) indicated in Statement at para (I)(a) above)
1	NIL	NIL	NIL	NIL
2	NIL	NIL	NIL	NIL
	<b>TOTAL</b>	<b>N.A.</b>	<b>N.A.</b>	<b>N.A.</b>

For RAINBOW DENIM LIMITED



R. D. JOG  
COMPANY SECRETARY